

**RFTxV228-258**

**Features:**

- Long Battery Life
- Economical
- Small & Rigid design

**Description:**

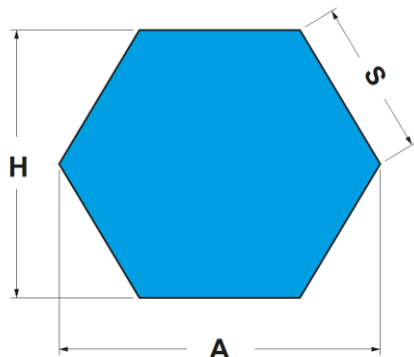
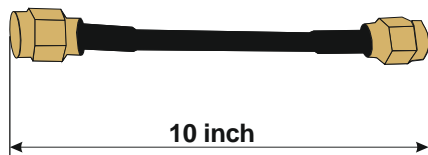
The RFTxV228-258 is a signal source which operates from 2230MHz to 2540MHz. The signal output uses an SMA connector to facilitate the connection to RF test equipment.

**Applications:**

- Scientific equipment manufacturing
- EMC Test laboratories
- Antenna manufacturing
- Testing of shielding effectiveness
- Engineering and technology colleges
- Microwave Oven
- Bluetooth, Wi-Fi, ZigBee, wireless LAN
- Microwave devices/communications

**Standard Accessories:**

- Charger
- SMA(M) to SMA(M) 50 Ohms cable 10"



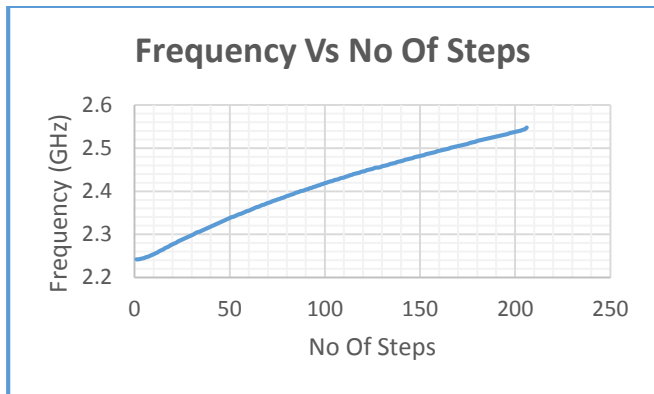
**Electrical Specifications:**

Frequency Range:	2230 MHz to 2540 MHz
Output Power:	0 ±1 dBm
Harmonics:	-2dBc
VSWR:	2:1, all Phases
Output Impedance:	50 Ohm
Mode of Operation:	Single/ Sweep
Sweep Time:	1s/2s/5s/10s
Phase Noise:	-125 dBc/Hz @100 kHz
Center Frequency Drift:	±1 %
Number of Steps:	206
Display :	4 Digit 7 Segment
Operating temperature:	0 °C to 50 °C
Battery Operation :	8 Hour for single charge
Connector:	SMA Female
Power Consumption:	0.3 Watt (Max.)

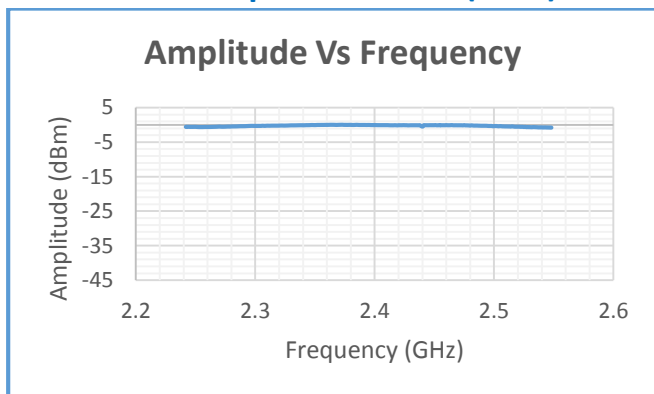
**Mechanical Specifications:**

Dimension:	Across sides (H) = 115mm
	Side (S) = 66.4mm
Shape:	Hexagonal shape
Weight:	300gm
Size (A x H) :	138.2mm x 115mm

**Normalized Frequency steps:**



**Normalized Amplitude Value (dBm):**



**Normalized Harmonic Output Spectrum:**

