

**RFTxV388-468**

**Features:**

- Long Battery Life
- Economical
- Small & Rigid design

**Description:**

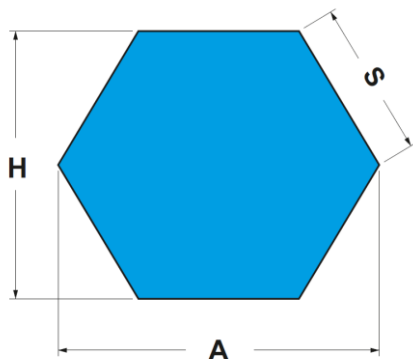
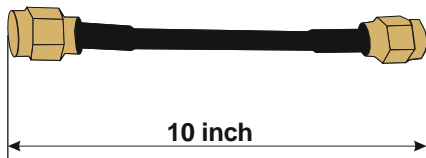
The RFTxV388-468 is a signal source which operates from 3840MHz to 4640MHz. The signal output uses an SMA connector to facilitate the connection to RF test equipment.

**Applications:**

- Scientific equipment manufacturing
- EMC Test laboratories
- Antenna manufacturing
- Testing of shielding effectiveness
- Engineering and technical colleges
- For C band satellite downlinks (space to earth)

**Standard Accessories:**

- Charger
- SMA(M) to SMA(M) 50 Ohms cable 10"



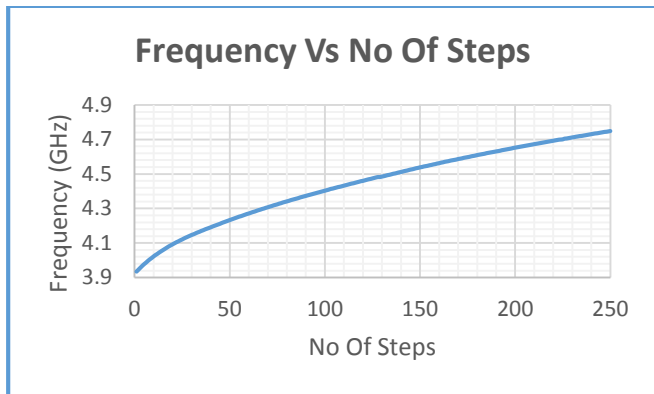
**Electrical Specifications:**

Frequency Range:	3840 MHz to 4640 MHz
Output Power:	0 ±4 dBm
Harmonics:	-3dBc
VSWR:	2:1, all Phases
Output Impedance:	50 Ohm
Mode of Operation:	Single/ Sweep
Sweep Time:	1s/2s/5s/10s
Phase Noise:	-106 dBc/Hz @100 kHz
Frequency Drift Rate:	0.5 MHz/°C
Center Frequency Drift:	±1 %
Number of Steps:	250
Frequency Resolution:	10 MHz Typical
Display :	4 Digit 7 Segment
Operating temperature:	0 °C to 50 °C
Battery Operation :	8 Hour for single charge
Connector:	SMA Female
Power Consumption:	0.3 Watt (Max.)

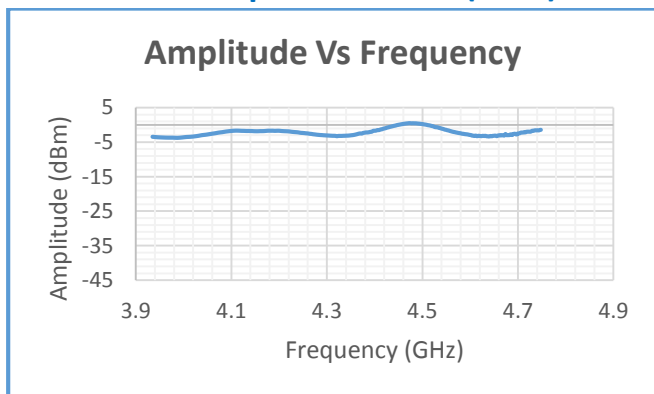
**Mechanical Specifications:**

Dimension:	Across sides (H) = 115mm Side (S) = 66.4mm
Shape:	Hexagonal shape
Weight:	300gm
Size (A x H) :	138.2mm x 115mm

**Normalized Frequency steps:**



**Normalized Amplitude Value (dBm):**



**Normalized Harmonic Output Spectrum:**

