

RFTxV528-648

Features:

- Long Battery Life
- Economical
- Small & rigid design

Description:

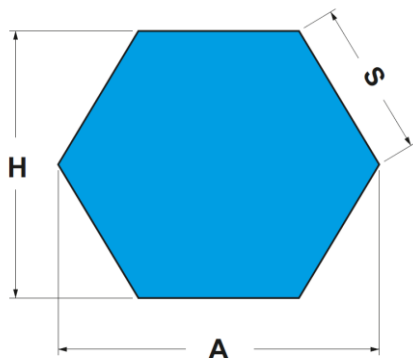
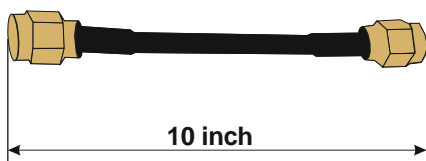
The RFTxV528-648 is a signal source which operates from 5220MHz to 6490MHz. The signal output uses an SMA connector to facilitate the connection to RF test equipment.

Applications:

- Scientific equipment manufacturer
- EMC Test laboratories
- Antenna manufacturer
- Testing of shielding effectiveness
- Engineering and technology colleges
- C band applications like HiperLAN WLAN
- VSAT Radios
- DSRC (Dedicated short range communications)

Standard Accessories:

- Charger
- SMA(M) to SMA(M) 50 Ohms cable 10"



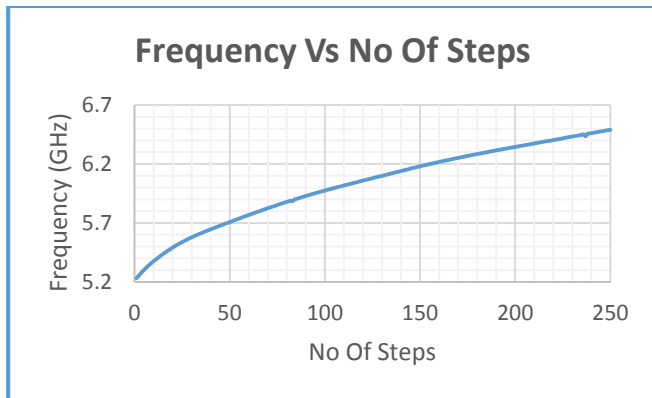
Electrical Specifications:

Frequency Range:	5220 MHz to 6490 MHz
Output Power:	0 ±4 dBm
Harmonics:	-24dBc
VSWR:	2:1, all Phases
Output Impedance:	50 Ohm
Mode of Operation:	Single/ Sweep
Sweep Time:	1s/2s/5s/10s
Phase Noise:	-102 dBc/Hz @100 kHz
Frequency Drift Rate:	0.8 MHz/°C
Center Frequency Drift:	±1 %
Number of Steps:	250
Frequency Resolution:	10 MHz Typical
Display :	4 Digit 7 Segment
Operating temperature:	0 °C to 50 °C
Battery Operation :	8 Hour for single charge
Connector:	SMA Female
Power Consumption:	0.3 Watt (Max.)

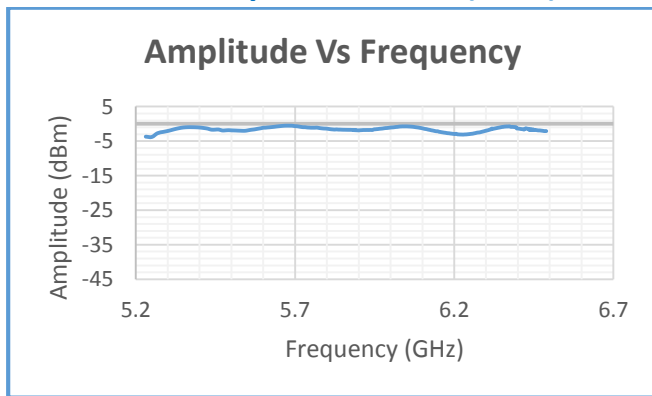
Mechanical Specifications:

Dimension:	Across sides (H) = 115mm
	Side (S) = 66.4mm
Shape:	Hexagonal shape
Weight:	300gm
Size (A x H) :	138.2mm x 115mm

Normalized Frequency steps:



Normalized Amplitude Value (dBm):



Normalized Harmonic Output Spectrum:

