

RFTxV668-838

Features:

- Long Battery Life
- Economical
- Small & Rigid design

Description:

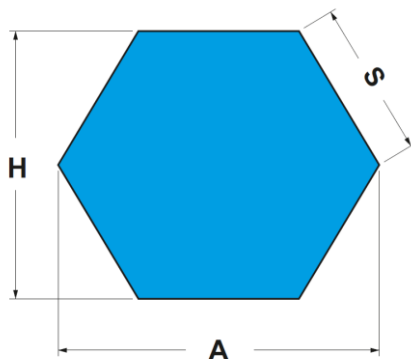
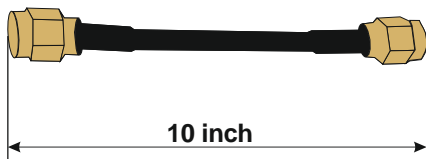
The RFTxV668-838 is a signal source which operates from 6600MHz to 8330MHz. The signal output uses an SMA connector to facilitate the connection to RF test equipment.

Applications:

- Scientific equipment manufacturing
- EMC Test laboratories
- Antenna manufacturing
- Testing of shielding effectiveness
- Engineering and technology colleges
- VSAT Radio
- Point to Point radio
- Test Equipment & Industrial Controls
- Military End-Use
- Radio systems
- Commercial products

Standard Accessories:

- Charger
- SMA(M) to SMA(M) 50 Ohms cable 10"



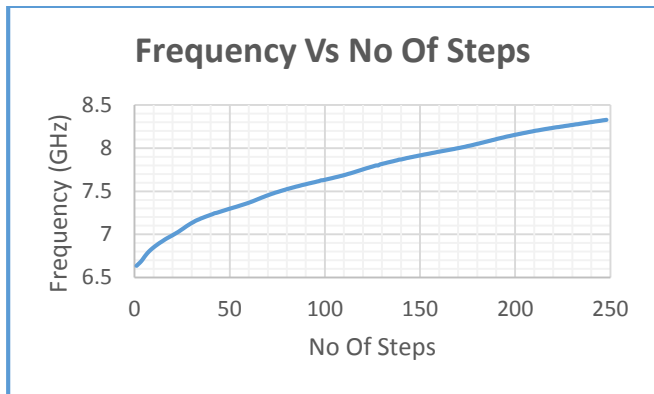
Electrical Specifications:

Frequency Range:	6600 MHz to 8330 MHz
Output Power:	0 ±11 dBm
Harmonics:	-6dBc
VSWR:	2:1, all Phases
Output Impedance:	50 Ohm
Mode of Operation:	Single/ Sweep
Sweep Time:	1s/2s/5s/10s
Phase Noise:	-103 dBc/Hz @100 kHz
Frequency Drift Rate:	0.85 MHz/°C
Center Frequency Drift:	±1 %
Number of Steps:	248
Frequency Resolution:	10 MHz Typical
Display :	4 Digit 7 Segment
Operating temperature:	0 °C to 50 °C
Battery Operation :	8 Hour for single charge
Connector:	SMA Female
Power Consumption:	0.3 Watt (Max.)

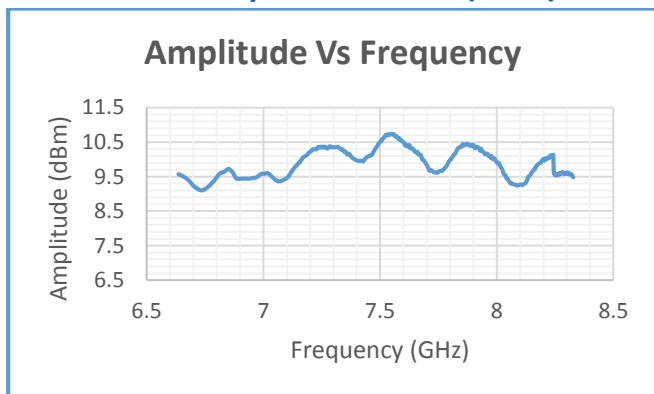
Mechanical Specifications:

Dimension:	Across sides (H) = 115mm
	Side (S) = 66.4mm
Shape:	Hexagonal shape
Weight:	300gm
Size (A x H) :	138.2mm x 115mm

Normalized Frequency steps:



Normalized Amplitude Value (dBm):



Normalized Harmonic Output Spectrum:

